

Edition 04.2018

SYNERGY SCAFFOLDING AND ACCESS SERVICES

Synergy Scaffolding is a privately owned Australian company, dedicated to comprehensive service and keeping our customers happy.

WE'RE THE
LEADING
SUPPLIERS



Kwikally 1.5m Riser Stair Access
CATALOGUE

263 Milperra Rd,
Revesby NSW 2212

51 Suscatand St,
Rocklea QLD 4106

2/10 Chullora Bend,
Jandakot WA 6164

1/1364 Heatherton Rd,
Dandenong VIC 3175

19 Watervale Dr,
Green Fields SA 5107

1300 796 305

sales@ssaas.com.au



Aluminium Stairs

Product	Page No.
KA-AS1.5-LP1.5M	2
KA-AS1.5-LP3.0M	3
KA-AS1.5-LP4.5M	4
KA-AS1.5-LP6.0M	5
KA-AS1.5-LP7.5M	6
KA-AS1.5-LP9.0M	7
KA-AS1.5-LP10.5M	8
KA-AS1.5-LP12.0M	9
KA-AS1.5-LP13.5M	10
KA-AS1.5-LP15.0M	11
KA-AS1.5-LP16.5M	12
KA-AS1.5-LP18.0M	13
KA-AS1.5-LP19.5M	14
KA-AS1.5-LP21.0M	15
KA-AS1.5-LP22.5M	16

SYNERGY CATALOGUE LIST

Extra Access Point 17

Product	Page No.
KA-AS1.5-IS	18
KA-AS1.5-ISF-KA-0.3BR	19
KA-AS1.5-ISF-KA-0.5BR	20
KA-AS1.5-ISF-KA-0.7BR	21
KA-AS1.5-ISS-KA-0.3BR	22
KA-AS1.5-ISS-KA-0.5BR	23
KA-AS1.5-ISS-KA-0.7BR	24
KA-AS1.5-KA-2.5ASTR	25

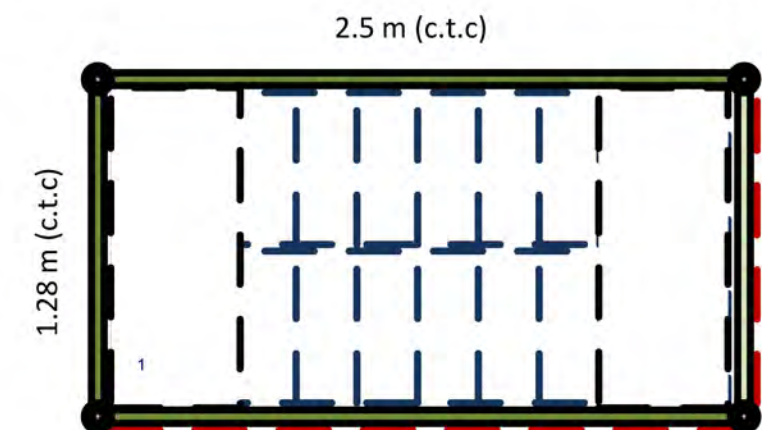
ALUMINIUM KWIKALLY

Kwikally 1.5m Riser Stair Access (1.5 - 2.0m High)

KA-AS1.5-LP1.5M

This stair access can be used for scaffolds ranging from 1.0 - 2.5m

This KA-1.3L needs to be lifted up 2 stars when erection is completed before use.



Part No.	Description	Qty
KA-2.0 DB	Diagonal Brace 2.0m	1
KA-3.2 DB	Diagonal Brace 3.2m	1
KA-1.3L	Ledger 1.3m	6
KA-2.5L	Ledger 2.5m	12
TSB-5001.1	Timber Sole Boards	4
KA-3.0S	Standard 3.0m	4
KA-AS 1.5	1.5m Aluminium Stairs	1
ASHR- 1.5	1.5m Aluminium Handrail	1
ASTR- 1.5	1.5m Aluminium Top-rail	1
SBJ	Solid Base Jack	4

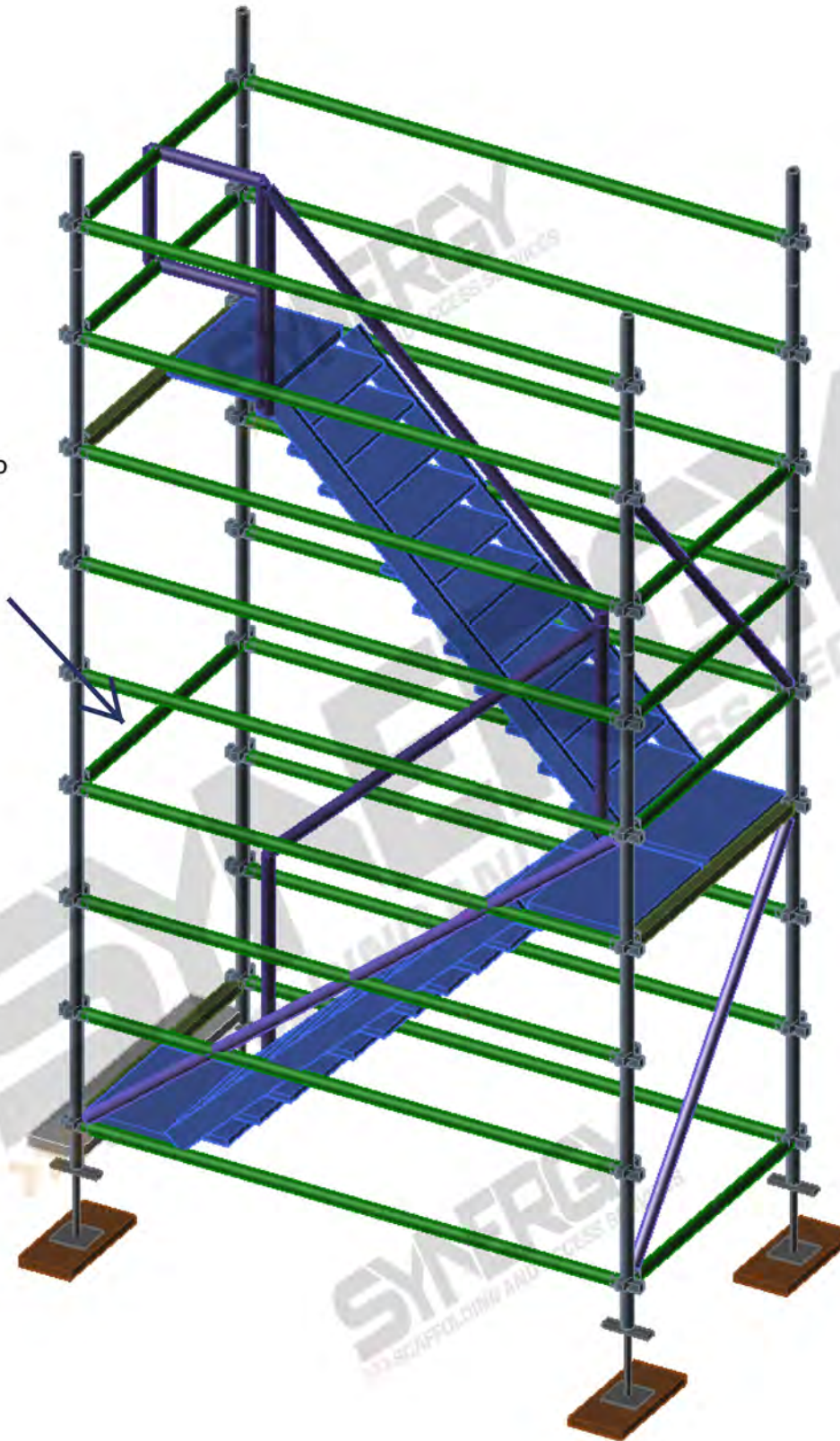
Total items Weight: 180kg

ALUMINIUM KWIKALLY

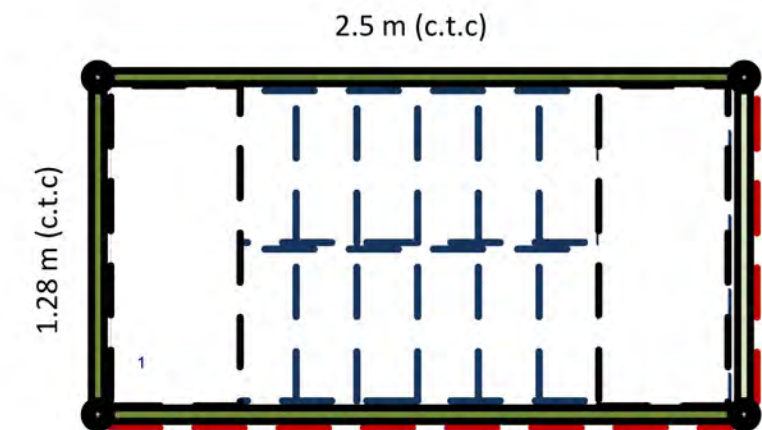
Kwikally 1.5m Riser Stair Access (3.0 - 3.5m High)

KA-AS1.5-LP3.0M

This stair access can be used for scaffolds ranging from 2.5 - 4.0m



This KA-1.3L needs to be lifted up 2 stars when erection is completed before use.



Part No.	Description	Qty
KA-2.0 DB	Diagonal Brace 2.0m	2
KA-3.2 DB	Diagonal Brace 3.2m	1
KA-1.3L	Ledger 1.3m	10
KA-2.5L	Ledger 2.5m	18
TSB-5001.1	Timber Sole Boards	4
KA-0.5S	Standard 0.5m	4
KA-1.0S	Standard 1.0m	4
KA-3.0S	Standard 3.0m	4
KA-AS 1.5	1.5m Aluminium Stairs	2
ASHR- 1.5	1.5m Aluminium Handrail	2
ASTR- 1.5	1.5m Aluminium Top-rail	1
SBJ	Solid Base Jack	4

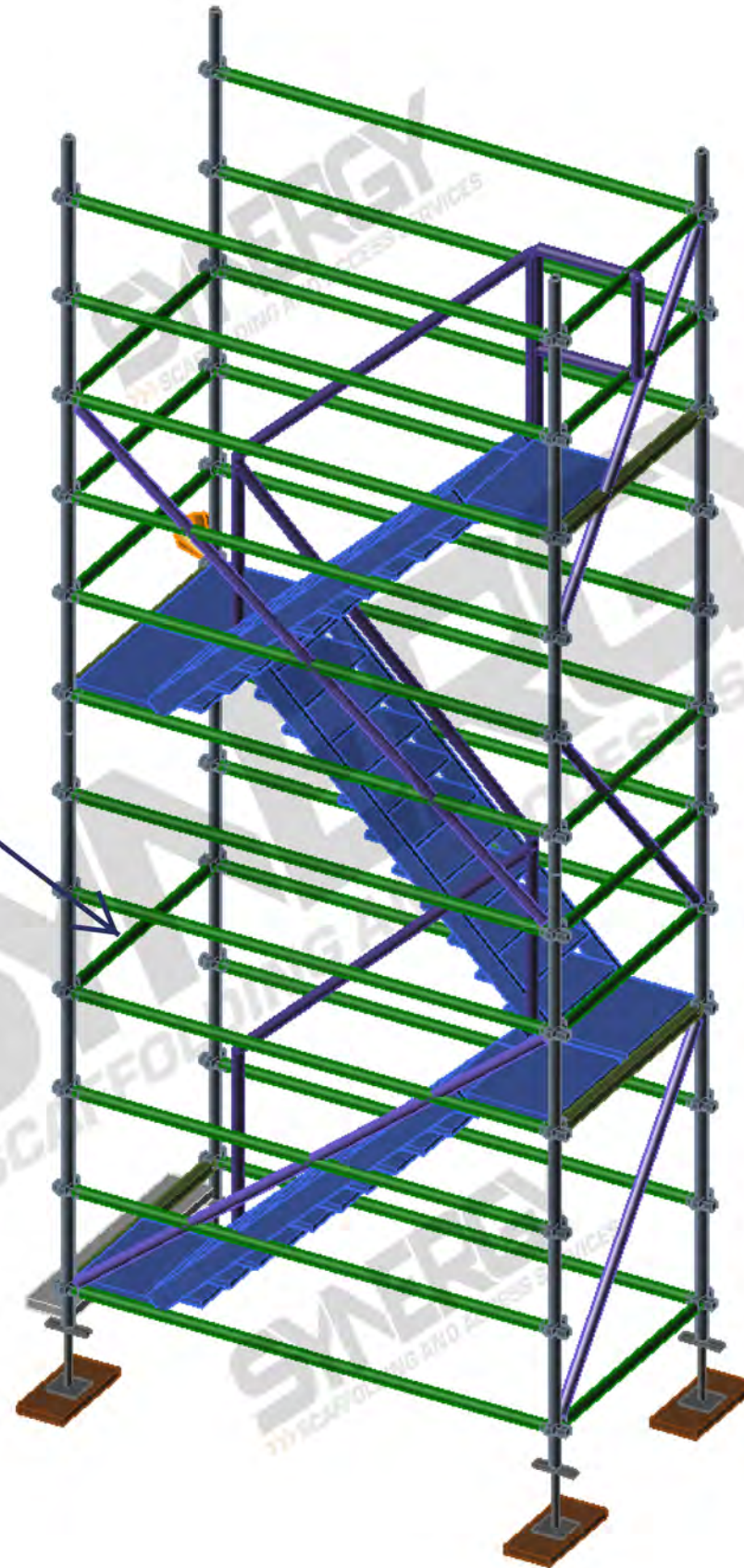
Total items Weight: 270kg

ALUMINIUM KWIKALLY

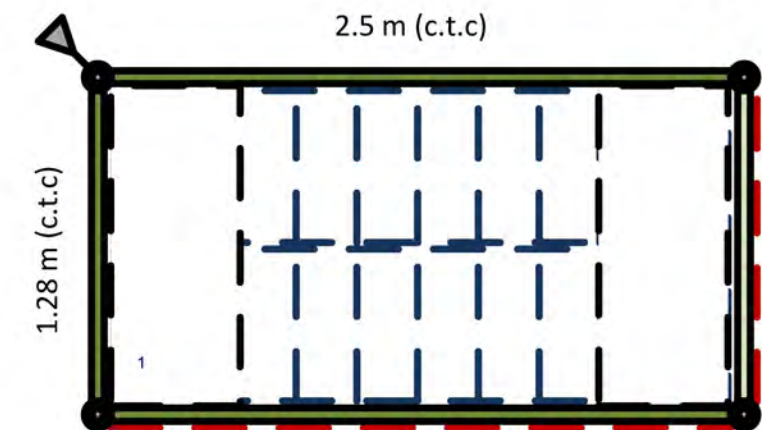
Kwikally 1.5m Riser Stair Access (4.5 - 5.0m High)

KA-AS1.5-LP4.5M

This stair access can be used for scaffolds ranging from 4.0 - 5.5m



This KA-1.3L needs to be lifted up 2 stars when erection is completed before use.



Part No.	Description	Qty
KA-2.0 DB	Diagonal Brace 2.0m	3
KA-3.2 DB	Diagonal Brace 3.2m	2
KA-1.3L	Ledger 1.3m	14
KA-2.5L	Ledger 2.5m	24
TSB-5001.1	Timber Sole Boards	4
KA-3.0S	Standard 3.0m	8
KA-AS 1.5	1.5m Aluminium Stairs	3
ASHR- 1.5	1.5m Aluminium Handrail	3
ASTR- 1.5	1.5m Aluminium Top-rail	1
SBJ	Solid Base Jack	4
DC	90's Coupler	1
WBR	Wall Bracket	1
600 TUBE	600 Tube	1

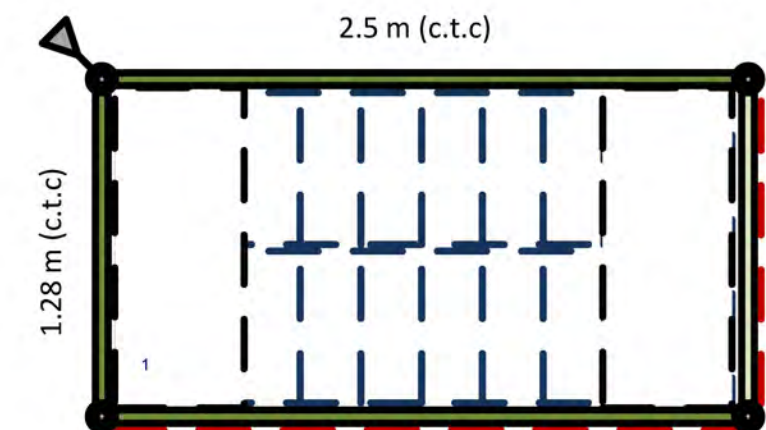
Total items Weight: 365kg

ALUMINIUM KWIKALLY

Kwikally 1.5m Riser Stair Access (6.0 - 6.5m High)

KA-AS1.5-LP6.0M

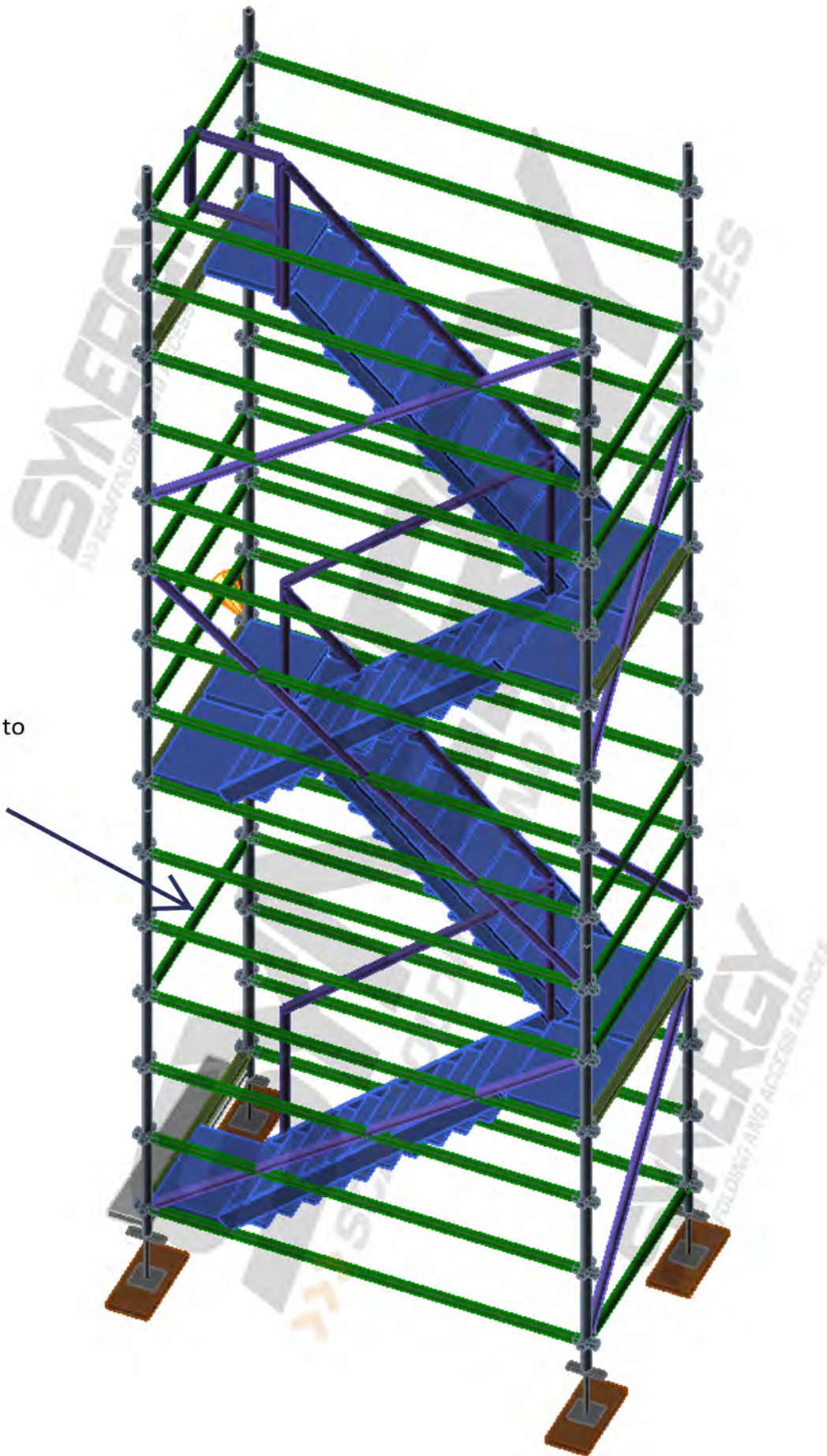
This stair access can be used for scaffolds ranging from 5.5 - 7.0m



Part No.	Description	Qty
KA-2.0 DB	Diagonal Brace 2.0m	3
KA-3.2 DB	Diagonal Brace 3.2m	3
KA-1.3L	Ledger 1.3m	18
KA-2.5L	Ledger 2.5m	30
TSB-5001.1	Timber Sole Boards	4
KA-0.5S	Standard 0.5m	4
KA-1.0S	Standard 1.0m	4
KA-3.0S	Standard 3.0m	8
KA-AS 1.5	1.5m Aluminium Stairs	4
ASHR- 1.5	1.5m Aluminium Handrail	4
ASTR- 1.5	1.5m Aluminium Top-rail	1
SBJ	Solid Base Jack	4
DC	90's Coupler	1
WBR	Wall Bracket	1
600 TUBE	600 Tube	1

Total items Weight: 455kg

This KA-1.3L needs to be lifted up 2 stars when erection is completed before use.

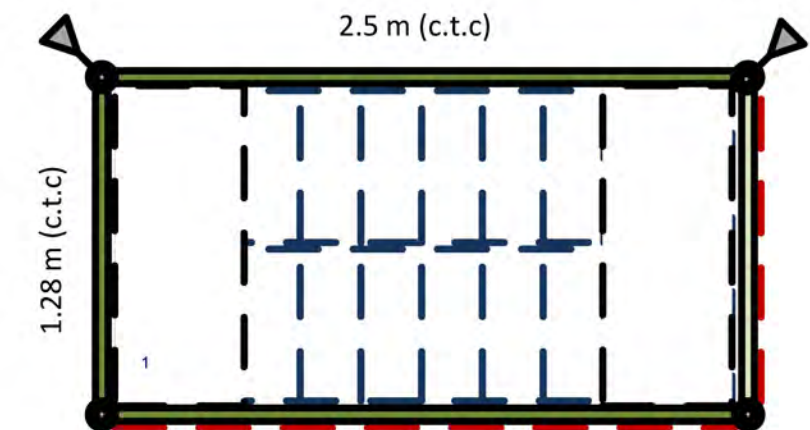


ALUMINIUM KWIKALLY

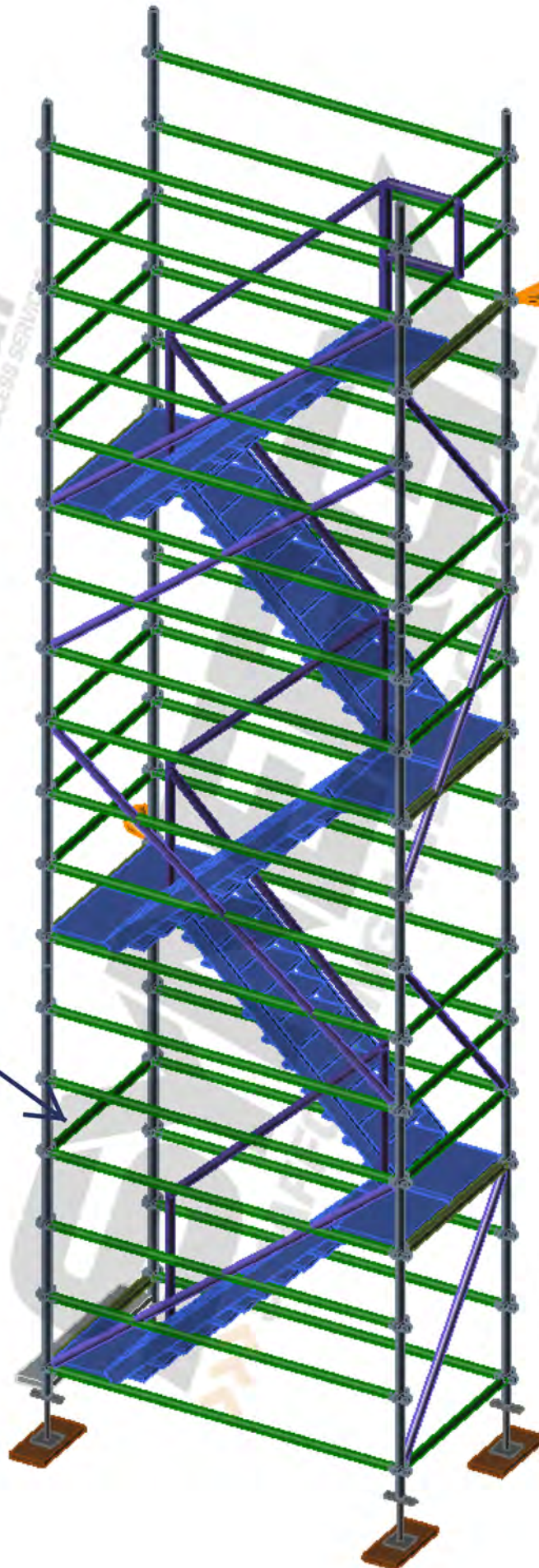
Kwikally 1.5m Riser Stair Access (7.5 - 8.0m High)

KA-AS1.5-LP7.5M

This stair access can be used for scaffolds ranging from 7.0 - 9.5m



This KA-1.3L needs to be filled up 2 stars when erection is completed before use.



Part No.	Description	Qty
KA-2.0 DB	Diagonal Brace 2.0m	4
KA-3.2 DB	Diagonal Brace 3.2m	4
KA-1.3L	Ledger 1.3m	22
KA-2.5L	Ledger 2.5m	36
TSB-5001.1	Timber Sole Boards	4
KA-3.0S	Standard 3.0m	12
KA-AS 1.5	1.5m Aluminium Stairs	5
ASHR- 1.5	1.5m Aluminium Handrail	5
ASTR- 1.5	1.5m Aluminium Top-rail	1
SBJ	Solid Base Jack	4
DC	90's Coupler	2
WBR	Wall Bracket	2
600 TUBE	600 Tube	2

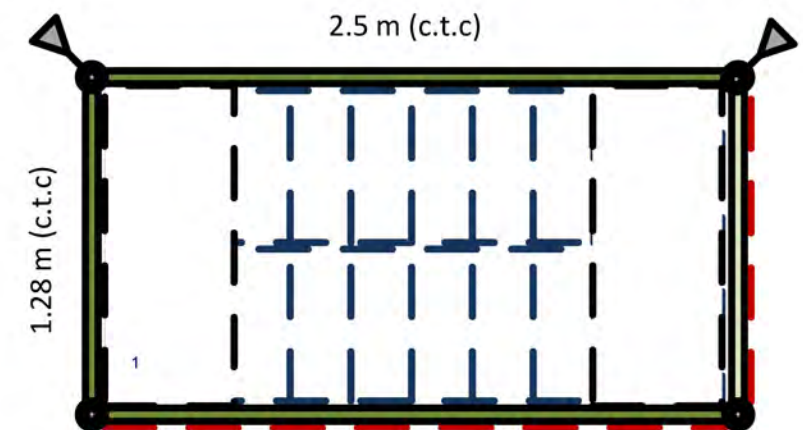
Total items Weight: 550kg

ALUMINIUM KWIKALLY

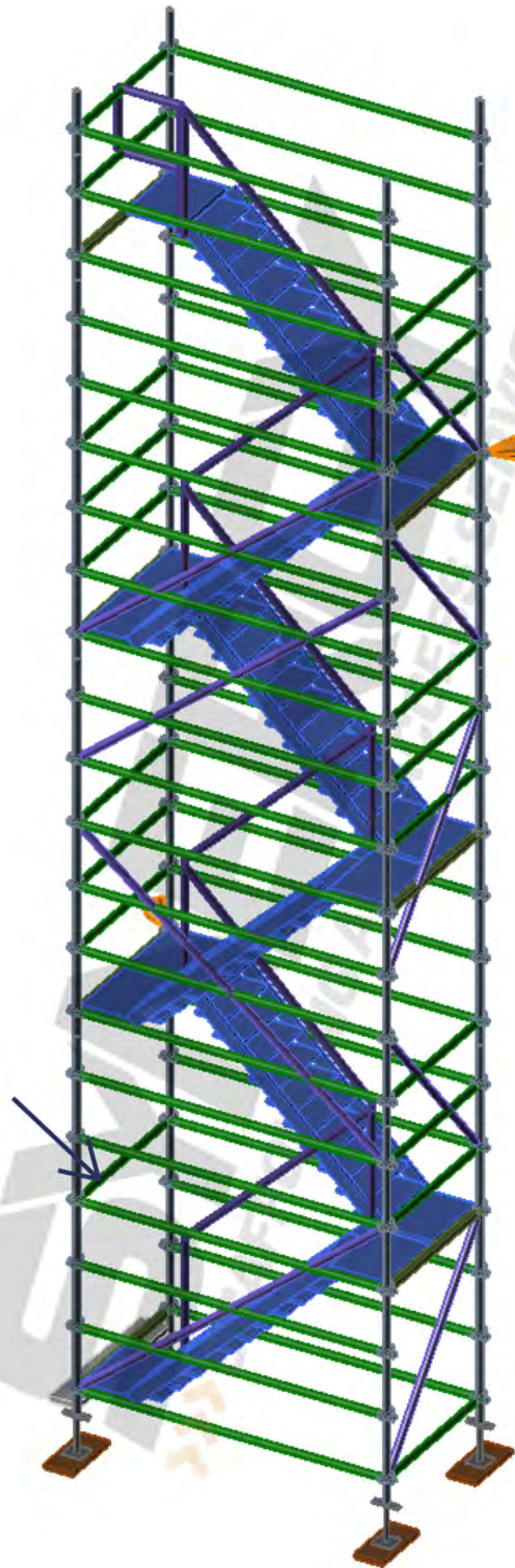
Kwikally 1.5m Riser Stair Access (9.0 - 9.5m High)

KA-AS1.5-LP9.0M

This stair access can be used for scaffolds ranging from 8.5 - 10.0m



This KA-1.3L needs to be filled up 2 stars when erection is completed before use.



Part No.	Description	Qty
KA-2.0 DB	Diagonal Brace 2.0m	5
KA-3.2 DB	Diagonal Brace 3.2m	4
KA-1.3L	Ledger 1.3m	26
KA-2.5L	Ledger 2.5m	42
TSB-5001.1	Timber Sole Boards	4
KA-0.5S	Standard 0.5m	4
KA-1.0S	Standard 1.0m	4
KA-3.0S	Standard 3.0m	12
KA-AS 1.5	1.5m Aluminium Stairs	6
ASHR- 1.5	1.5m Aluminium Handrail	6
ASTR- 1.5	1.5m Aluminium Top-rail	1
SBJ	Solid Base Jack	4
DC	90's Coupler	2
WBR	Wall Bracket	2
600 TUBE	600 Tube	2

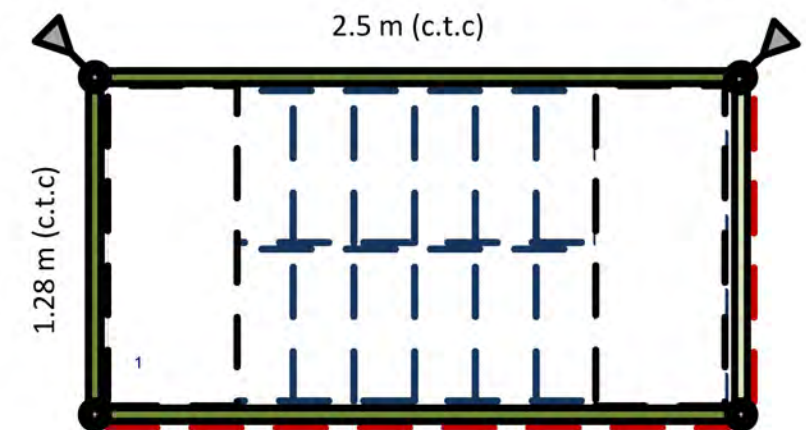
Total items Weight: 635kg

ALUMINIUM KWIKALLY

Kwikally 1.5m Riser Stair Access (10.5 - 11.0m High)

KA-AS1.5-LP10.5M

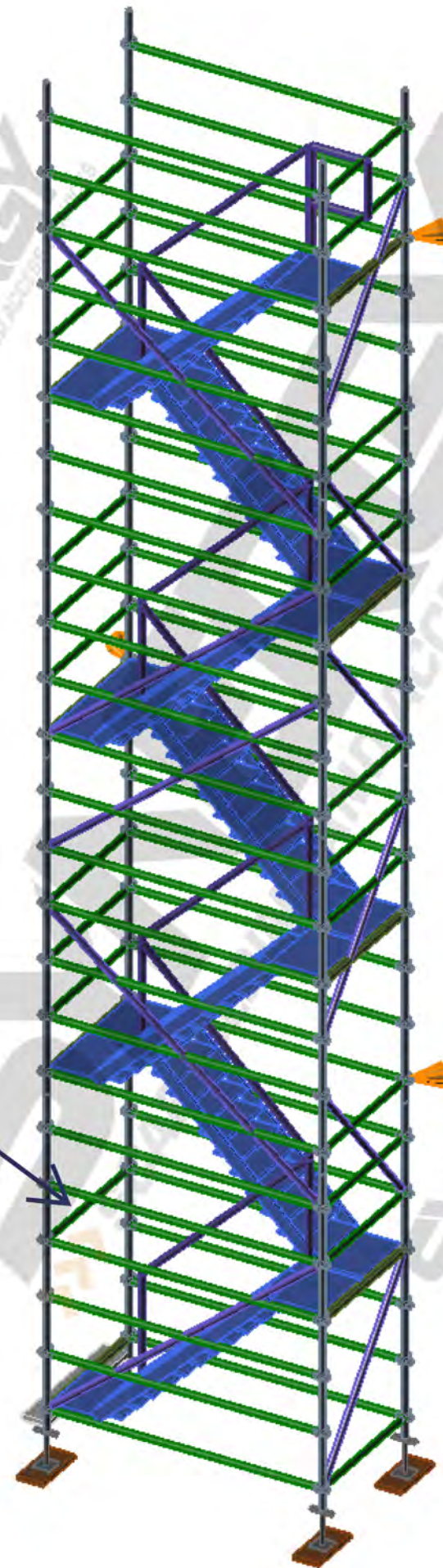
This stair access can be used for scaffolds ranging from 10.0 - 11.5m



Part No.	Description	Qty
KA-2.0 DB	Diagonal Brace 2.0m	6
KA-3.2 DB	Diagonal Brace 3.2m	5
KA-1.3L	Ledger 1.3m	30
KA-2.5L	Ledger 2.5m	48
TSB-5001.1	Timber Sole Boards	4
KA-3.0S	Standard 3.0m	16
KA-AS 1.5	1.5 Aluminium Stairs	7
ASHR- 1.5	1.5 Aluminium Handrail	7
ASTR- 1.5	1.5 Aluminium Top-rail	1
SBJ	Solid Base Jack	4
DC	90's Coupler	3
WBR	Wall Bracket	3
600 TUBE	600 Tube	3

Total items Weight: 730kg

This KA-1.3L needs to be filled up 2 stars when erection is completed before use.

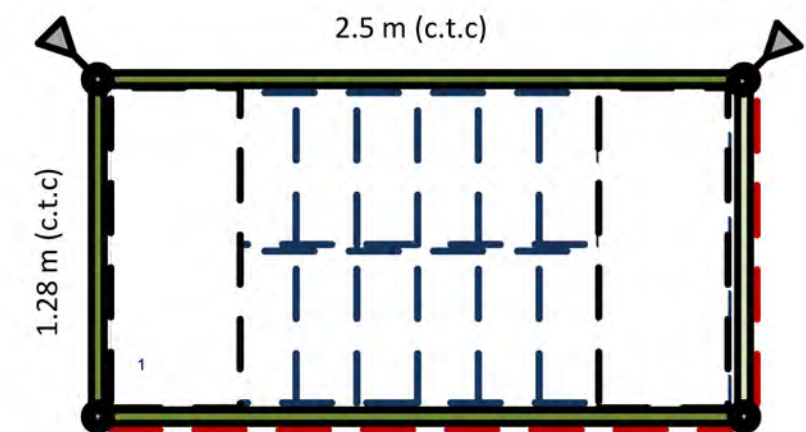


ALUMINIUM KWIKALLY

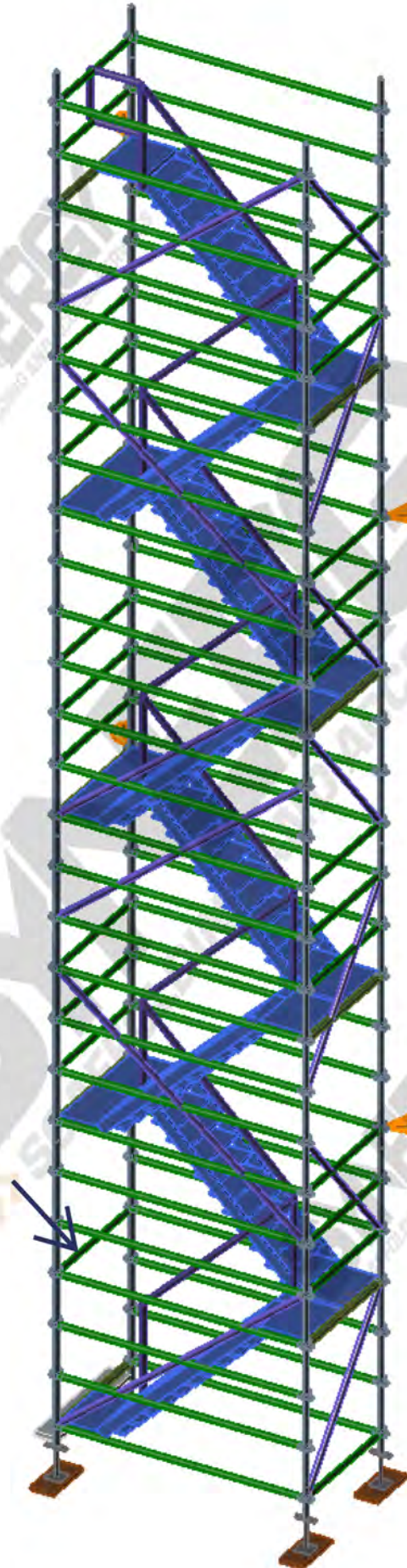
Kwikally 1.5m Riser Stair Access (12.0 - 12.5m High)

KA-AS1.5-LP12.0M

This stair access can be used for scaffolds ranging from 11.5 - 13.0m



This KA-1.3L needs to be filled up 2 stars when erection is completed before use.



Part No.	Description	Qty
KA-2.0 DB	Diagonal Brace 2.0m	7
KA-3.2 DB	Diagonal Brace 3.2m	6
KA-1.3L	Ledger 1.3m	34
KA-2.5L	Ledger 2.5m	54
TSB-5001.1	Timber Sole Boards	4
KA-0.5S	Standard 0.5m	4
KA-1.0S	Standard 1.0m	4
KA-3.0S	Standard 3.0m	16
KA-AS 1.5	1.5m Aluminium Stairs	8
ASHR- 1.5	1.5m Aluminium Handrail	8
ASTR- 1.5	1.5m Aluminium Top-rail	1
SBJ	Solid Base Jack	4
DC	90's Coupler	4
WBR	Wall Bracket	4
600 TUBE	600 Tube	4

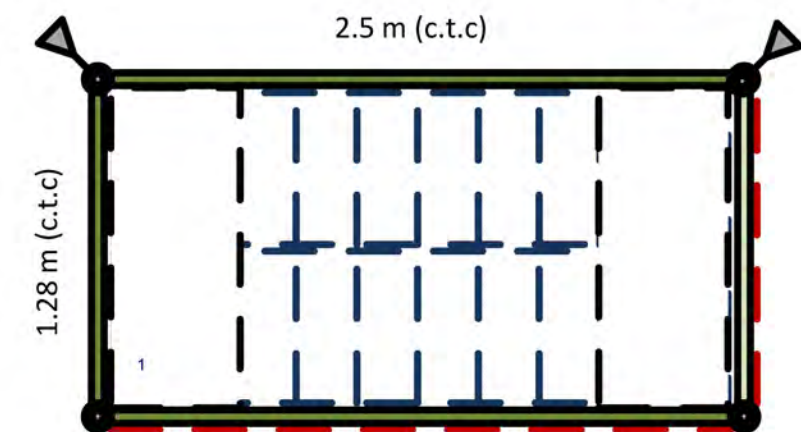
Total items Weight: 830kg

ALUMINIUM KWIKALLY

Kwikally 1.5m Riser Stair Access (13.5 - 14.0m High)

KA-AS1.5-LP13.5M

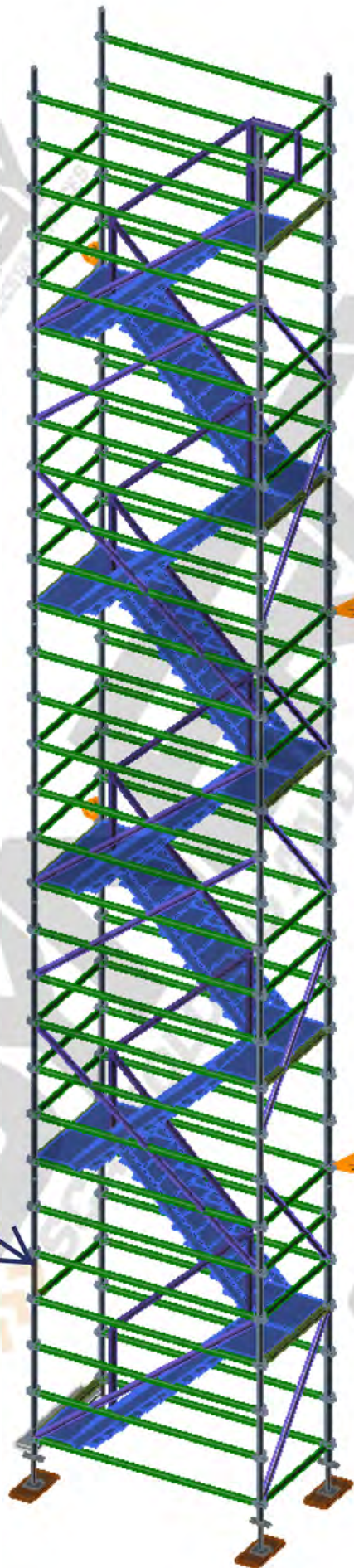
This stair access can be used for scaffolds ranging from 13.0 - 14.5m



Part No.	Description	Qty
KA-2.0 DB	Diagonal Brace 2.0m	7
KA-3.2 DB	Diagonal Brace 3.2m	7
KA-1.3L	Ledger 1.3m	38
KA-2.5L	Ledger 2.5m	60
TSB-5001.1	Timber Sole Boards	4
KA-3.0S	Standard 3.0m	20
KA-AS 1.5	1.5m Aluminium Stairs	9
ASHR- 1.5	1.5m Aluminium Handrail	9
ASTR- 1.5	1.5m Aluminium Top-rail	1
SBJ	Solid Base Jack	4
DC	90's Coupler	4
WBR	Wall Bracket	4
600 TUBE	600 Tube	4

Total items Weight: 915kg

This KA-1.3L needs to be filled up 2 stars when erection is completed before use.

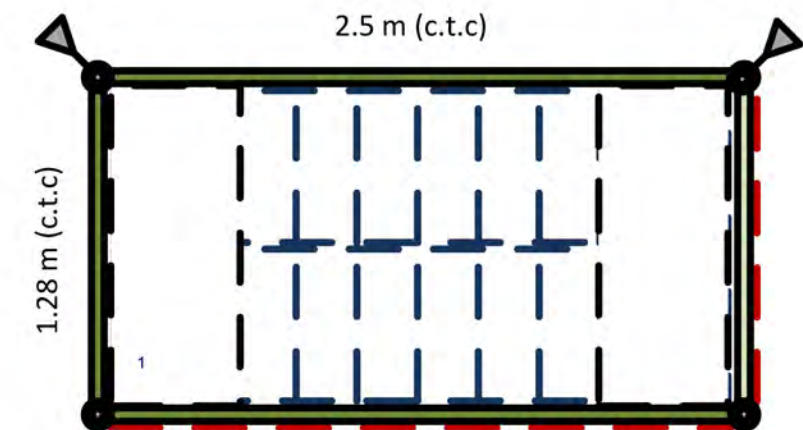


ALUMINIUM KWIKALLY

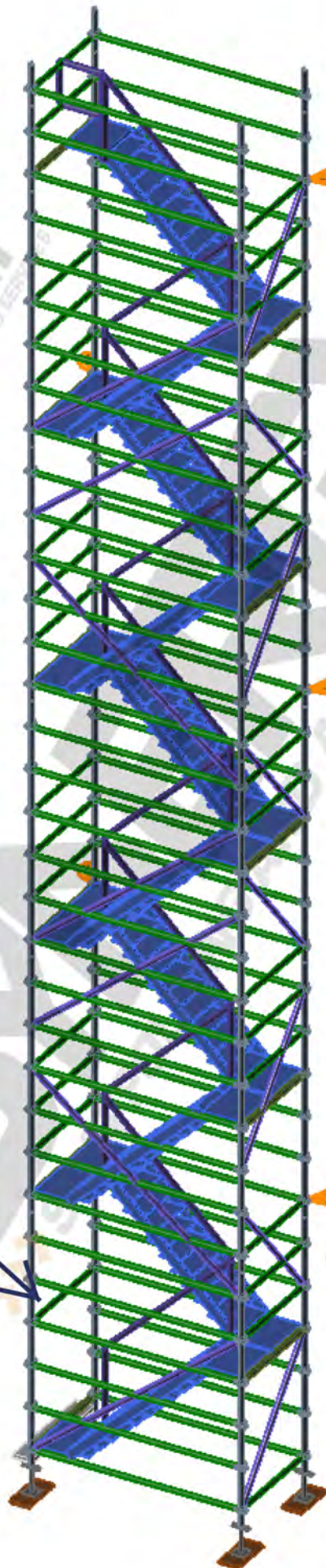
Kwikally 1.5m Riser Stair Access (15.0 - 15.5m High)

KA-AS1.5-LP15.0M

This stair access can be used for scaffolds ranging from 14.5 - 16.0m



This KA-1.3L needs to be filled up 2 stars when erection is completed before use.



Part No.	Description	Qty
KA-2.0 DB	Diagonal Brace 2.0m	8
KA-3.2 DB	Diagonal Brace 3.2m	7
KA-1.3L	Ledger 1.3m	42
KA-2.5L	Ledger 2.5m	66
TSB-5001.1	Timber Sole Boards	4
KA-0.5S	Standard 0.5m	4
KA-1.0S	Standard 1.0m	4
KA-3.0S	Standard 3.0m	20
KA-AS 1.5	1.5m Aluminium Stairs	10
ASHR- 1.5	1.5m Aluminium Handrail	10
ASTR- 1.5	1.5m Aluminium Top-rail	1
SBJ	Solid Base Jack	4
DC	90's Coupler	5
WBR	Wall Bracket	5
600 TUBE	600 Tube	5

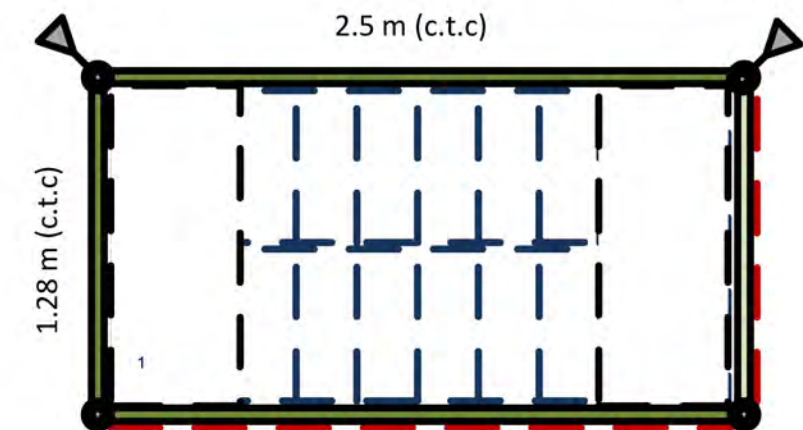
Total items Weight: 1010kg

ALUMINIUM KWIKALLY

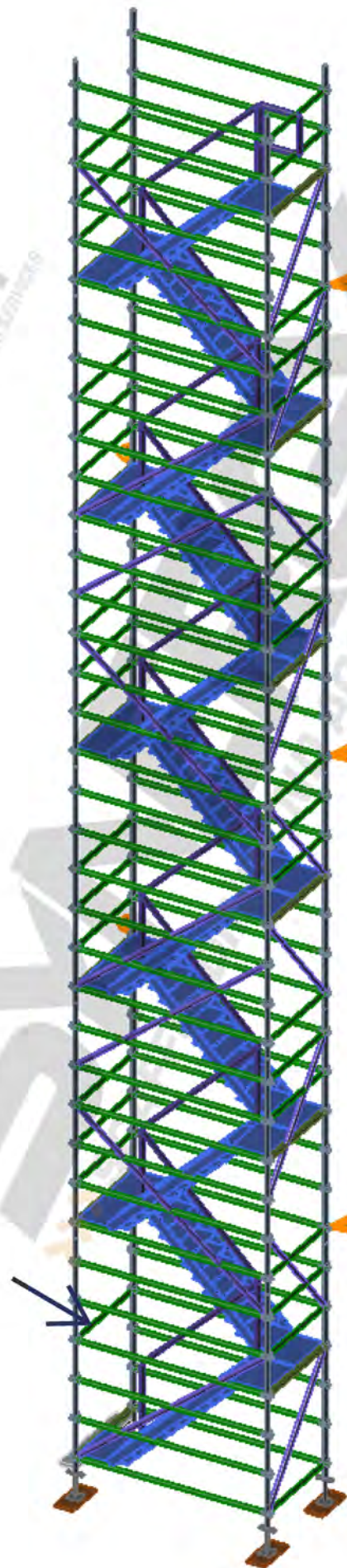
Kwikally 1.5m Riser Stair Access (16.5 - 17.0m High)

KA-AS1.5-LP16.5M

This stair access can be used for scaffolds ranging from 16.0 - 17.5m



This KA-1.3L needs to be filled up 2 stars when erection is completed before use.



Part No.	Description	Qty
KA-2.0 DB	Diagonal Brace 2.0m	9
KA-3.2 DB	Diagonal Brace 3.2m	8
KA-1.3L	Ledger 1.3m	46
KA-2.5L	Ledger 2.5m	72
TSB-5001.1	Timber Sole Boards	4
KA-3.0S	Standard 3.0m	24
KA-AS 1.5	1.5m Aluminium Stairs	11
ASHR- 1.5	1.5m Aluminium Handrail	11
ASTR- 1.5	1.5m Aluminium Top-rail	1
SBJ	Solid Base Jack	4
DC	90's Coupler	5
WBR	Wall Bracket	5
600 TUBE	600 Tube	5

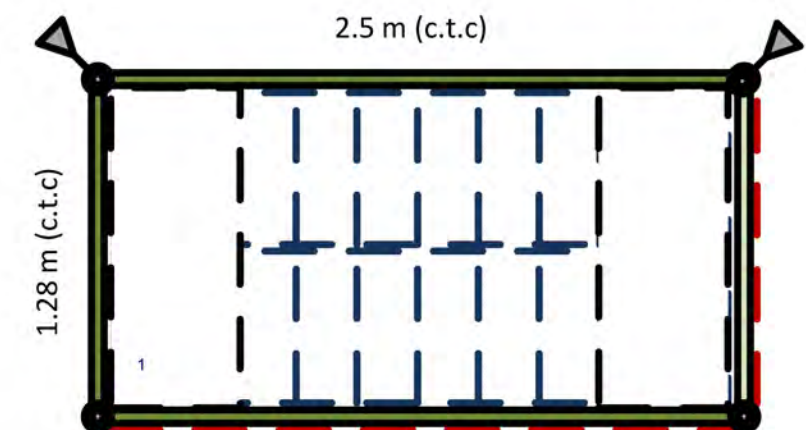
Total items Weight: 1100kg

ALUMINIUM KWIKALLY

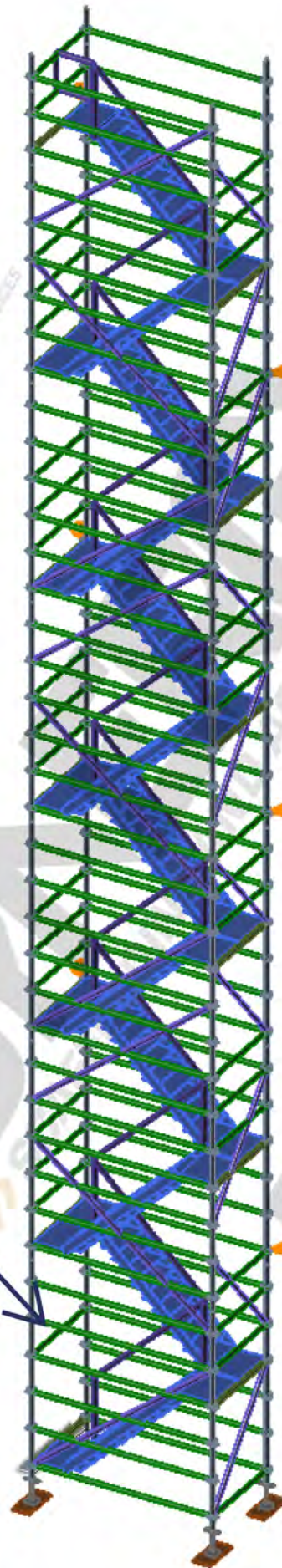
Kwikally 1.5m Riser Stair Access (18.0 - 18.5m High)

KA-AS1.5-LP18.0M

This stair access can be used for scaffolds ranging from 17.5 - 19.0m



This KA-1.3L needs to be filled up 2 stars when erection is completed before use.



Part No.	Description	Qty
KA-2.0 DB	Diagonal Brace 2.0m	10
KA-3.2 DB	Diagonal Brace 3.2m	9
KA-1.3L	Ledger 1.3m	50
KA-2.5L	Ledger 2.5m	78
TSB-5001.1	Timber Sole Boards	4
KA-0.5S	Standard 0.5m	4
KA-1.0S	Standard 1.0m	4
KA-3.0S	Standard 3.0m	24
KA-AS 1.5	1.5 Aluminium Stairs	12
ASHR- 1.5	1.5 Aluminium Handrail	12
ASTR- 1.5	1.5 Aluminium Top-rail	1
SBJ	Solid Base Jack	4
DC	90's Coupler	6
WBR	Wall Bracket	6
600 TUBE	600 Tube	6

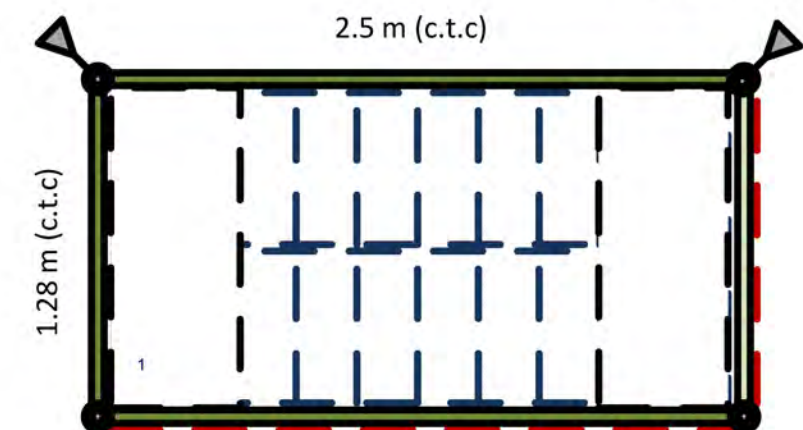
Total items Weight: 1200kg

ALUMINIUM KWIKALLY

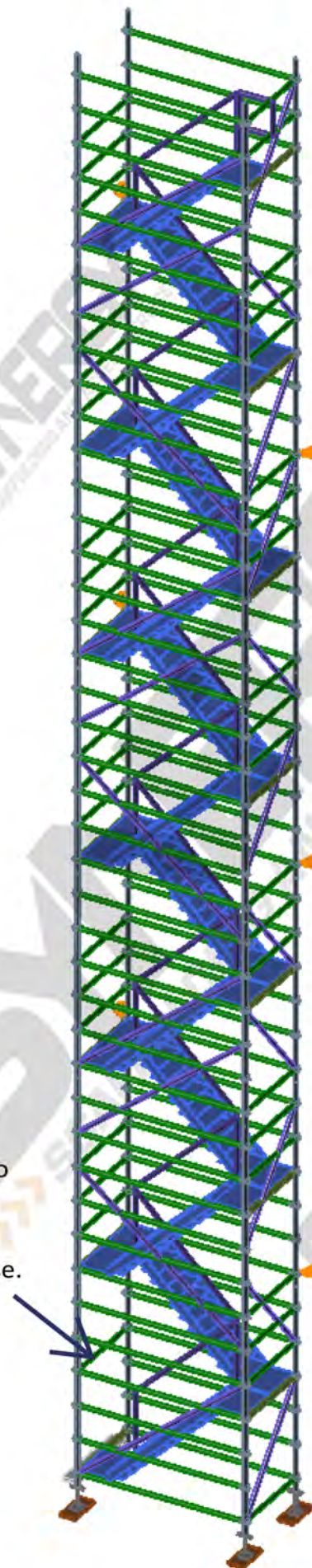
Kwikally 1.5m Riser Stair Access (19.5 - 20.0m High)

KA-AS1.5-LP19.5M

This stair access can be used for scaffolds ranging from 19.0 - 20.5m



This KA-1.3L needs to be filled up 2 stars when erection is completed before use.



Part No.	Description	Qty
KA-2.0 DB	Diagonal Brace 2.0m	11
KA-3.2 DB	Diagonal Brace 3.2m	10
KA-1.3L	Ledger 1.3m	54
KA-2.5L	Ledger 2.5m	84
TSB-5001.1	Timber Sole Boards	4
KA-3.0S	Standard 3.0m	28
KA-AS 1.5	1.5 Aluminium Stairs	13
ASHR- 1.5	1.5 Aluminium Handrail	13
ASTR- 1.5	1.5 Aluminium Top-rail	1
SBJ	Solid Base Jack	4
DC	90's Coupler	6
WBR	Wall Bracket	6
600 TUBE	600 Tube	6

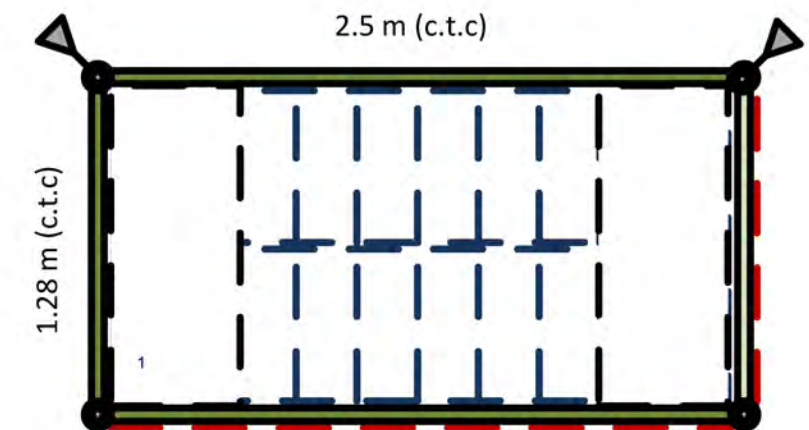
Total items Weight: 1285kg

ALUMINIUM KWIKALLY

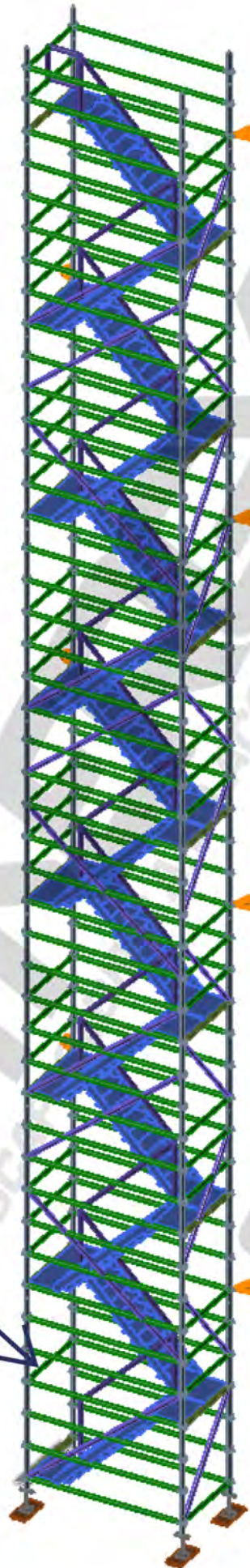
Kwikally 1.5m Riser Stair Access (21.0 - 21.5m High)

KA-AS1.5-LP21.0M

This stair access can be used for scaffolds ranging from 20.5 - 22.0m



This KA-1.3L needs to be filled up 2 stars when erection is completed before use.



Part No.	Description	Qty
KA-2.0 DB	Diagonal Brace 2.0m	11
KA-3.2 DB	Diagonal Brace 3.2m	10
KA-1.3L	Ledger 1.3m	58
KA-2.5L	Ledger 2.5m	90
TSB-5001.1	Timber Sole Boards	4
KA-0.5S	Standard 0.5m	4
KA-1.0S	Standard 1.0m	4
KA-3.0S	Standard 3.0m	28
KA-AS 1.5	1.5m Aluminium Stairs	14
ASHR- 1.5	1.5m Aluminium Handrail	14
ASTR- 1.5	1.5m Aluminium Top-rail	1
SBJ	Solid Base Jack	4
DC	90's Coupler	7
WBR	Wall Bracket	7
600 TUBE	600 Tube	7

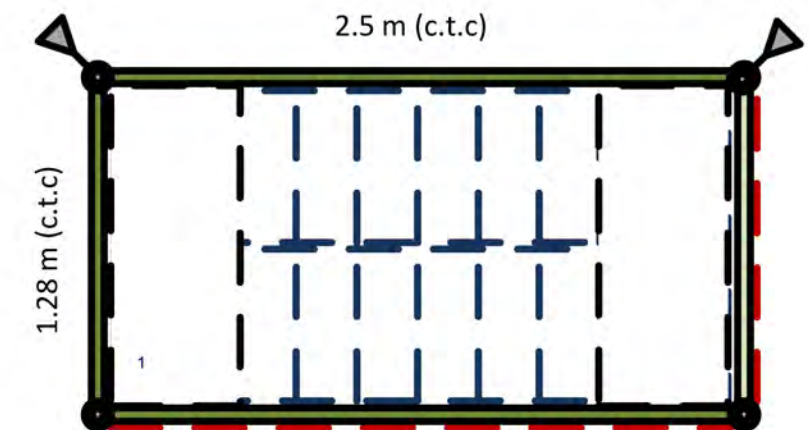
Total items Weight: 1375kg

ALUMINIUM KWIKALLY

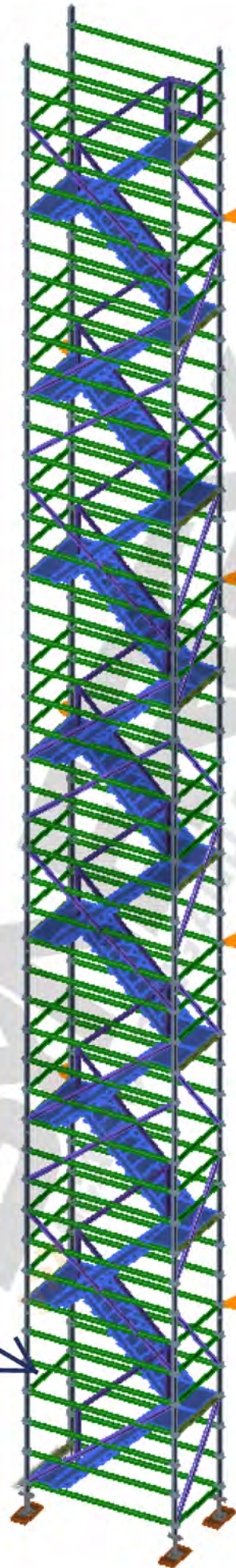
Kwikally 1.5m Riser Stair Access (22.5 - 23.0m High)

KA-AS1.5-LP22.5M

This stair access can be used for scaffolds ranging from 22.0 - 23.5m



This KA-1.3L needs to be filled up 2 stars when erection is completed before use.



Part No.	Description	Qty
KA-2.0 DB	Diagonal Brace 2.0m	12
KA-3.2 DB	Diagonal Brace 3.2m	11
KA-1.3L	Ledger 1.3m	62
KA-2.5L	Ledger 2.5m	96
TSB-5001.1	Timber Sole Boards	4
KA-3.0S	Standard 3.0m	32
KA-AS 1.5	1.5m Aluminium Stairs	15
ASHR- 1.5	1.5m Aluminium Handrail	15
ASTR- 1.5	1.5m Aluminium Top-rail	1
SBJ	Solid Base Jack	4
DC	90's Coupler	7
WBR	Wall Bracket	7
600 TUBE	600 Tube	7

Total items Weight: 1465kg

Alternative Methods to erect to top level of Kwikally 1.5m Riser Stair Access

KA-AS1.5-IS



Front exit with Intermediate Standard

KA-AS1.5-ISS-KA-BR



Side exit with Intermediate Standard and Hopup

Platforms available in 300, 500 and 700mm

Extra Access Points

KA-AS1.5-ISF-KA-BR



Front exit with Intermediate Standard and Hopup

Platforms available in 300, 500 and 700mm

KA-AS1.5-KA-2.5ASTR

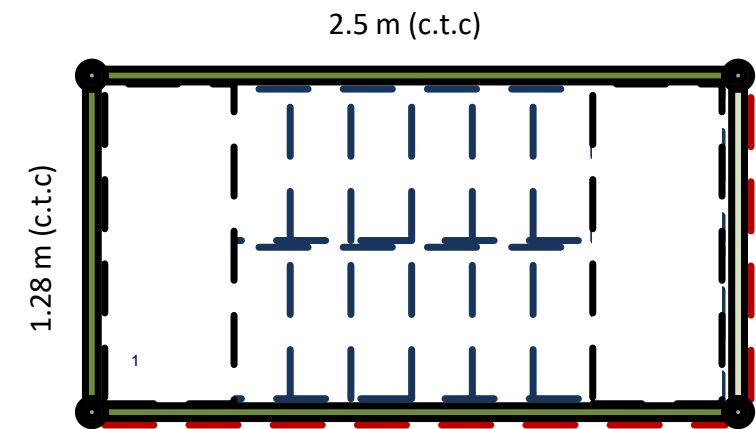



Special Handrail exit with 2.5m Platform

ALUMINIUM KWIKALLY

Front exit with Intermediate Standard

KA-AS1.5-IS



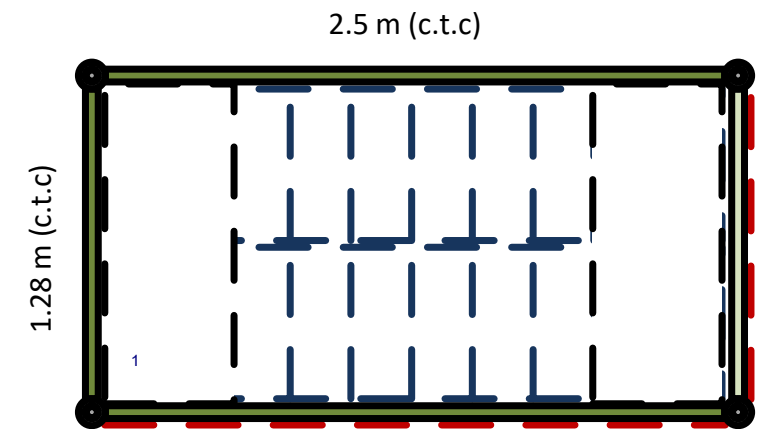

Part No.	Description	Qty
KA-1.3L	Ledger 1.3m	2
KA-2.0L	Ledger 2.0m	2
KA-2.0IS	Intermediate Standard	1
KA-1.0S	Standard 1.0m	4
DC	90's Coupler	2

Total items Weight: 25kg

ALUMINIUM KWIKALLY

Front exit with Intermediate Standard + 300mm Hopup

KA-AS1.5-ISF-KA-0.3BR



Part No.	Description	Qty
KA-1.3L	Ledger 1.3m	2
KA-2.0L	Ledger 2.0m	2
KA-2.0IS	Intermediate Standard	1
KA-1.0S	Standard 1.0m	6
KA-0.3BR	300mm Bracket	2
KA-2.5SP	2.5m Single Platform	1
DC	90's Coupler	10
600TUBE	600 Tube	4

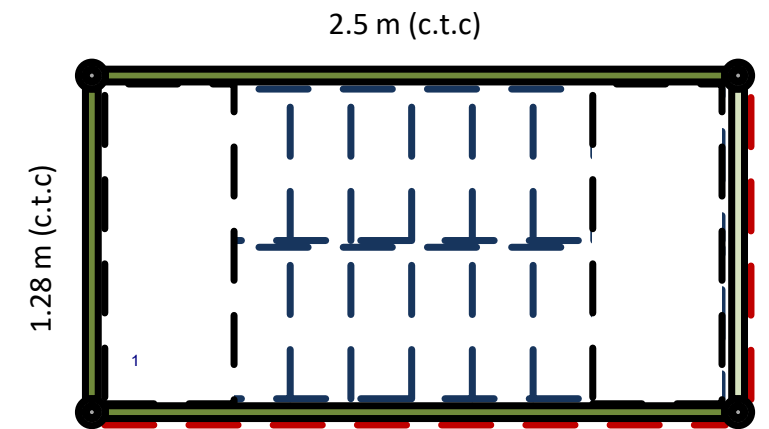
Total items Weight: 65kg



ALUMINIUM KWIKALLY

Front exit with Intermediate Standard + 500mm Hopup

KA-AS1.5-ISF-KA-0.5BR



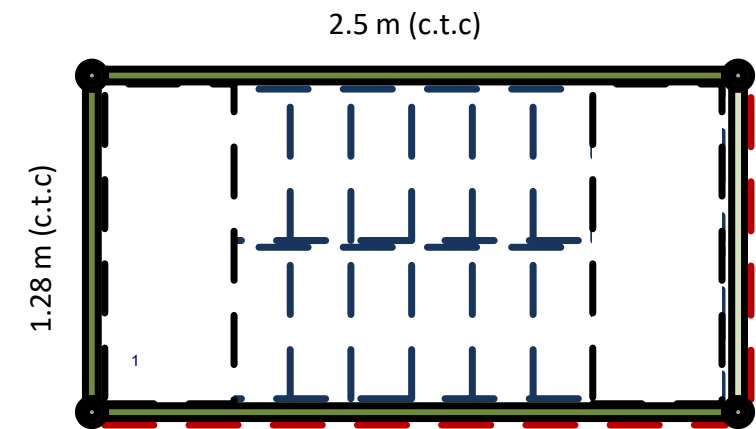
Part No.	Description	Qty
KA-0.5L	Ledger 0.5m	4
KA-1.3L	Ledger 1.3m	2
KA-2.0L	Ledger 2.0m	2
KA-2.0IS	Intermediate Standard	1
KA-1.0S	Standard 1.0m	6
KA-0.5BR	506mm Bracket	2
KA-2.5x0.3PC	2500*300mm Closed	1
DC	90's Coupler	2

Total items Weight: 55kg

ALUMINIUM KWIKALLY

Front exit with Intermediate Standard + 680mm Hopup

KA-AS1.5-ISF-KA-0.7BR



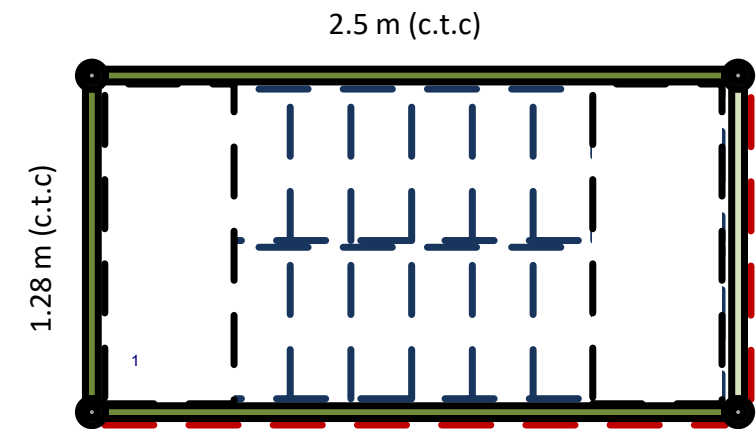
Part No.	Description	Qty
KA-0.7L	Ledger 0.7m	4
KA-1.3L	Ledger 1.3m	2
KA-2.0L	Ledger 2.0m	2
KA-2.0IS	Intermediate Standard	1
KA-1.0S	Standard 1.0m	6
KA-0.7BR	680mm Bracket	2
KA-2.5x0.6PH	2500*600mm Hatch	1
DC	90's Coupler	2

Total items Weight: 60kg

ALUMINIUM KWIKALLY

Side exit with Intermediate Standard + 300mm Hopup

KA-AS1.5-ISS-KA-0.3BR



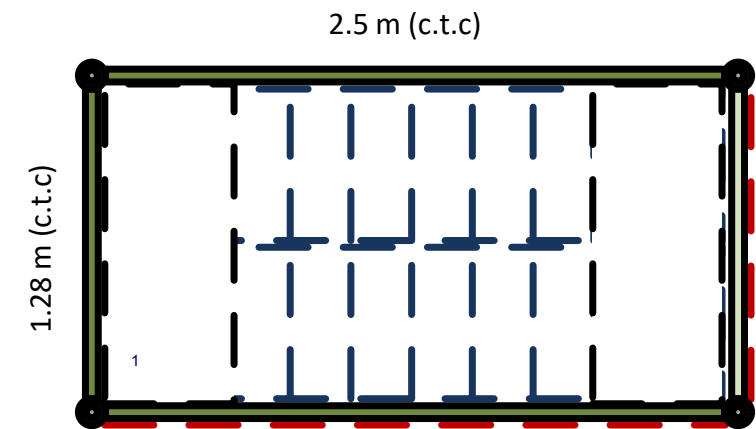
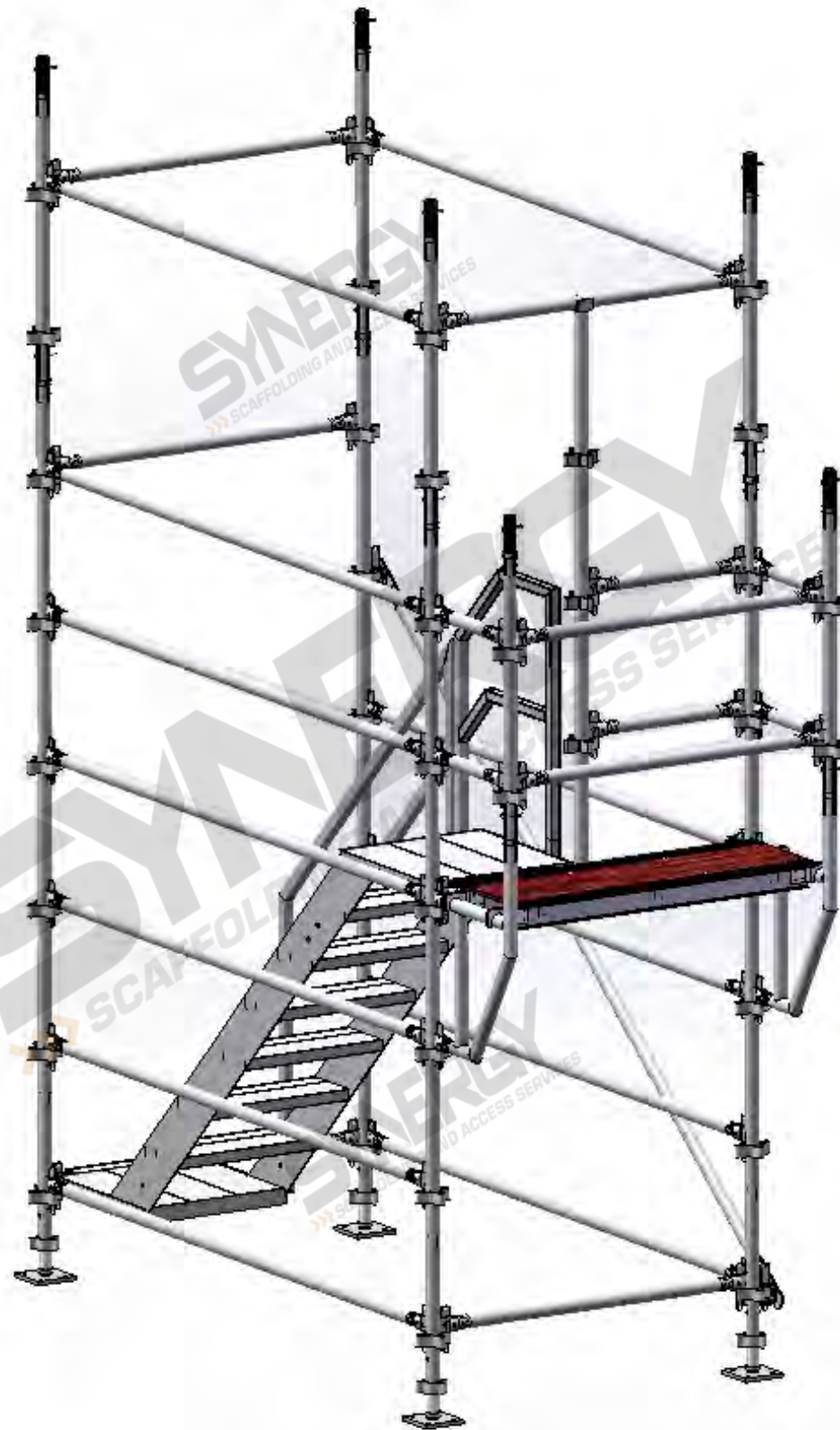
Part No.	Description	Qty
KA-0.7L	Ledger 0.7m	2
KA-1.3L	Ledger 1.3m	2
KA-1.0S	Standard 1.0m	6
KA-2.0IS	Intermediate Standard	1
KA-0.3BR	300mm Bracket	2
KA-1.3SP	1.3m Single Platform	1
DC	90's Coupler	8
600TUBE	600 Tube	4

Total items Weight: 55kg

ALUMINIUM KWIKALLY

Side exit with Intermediate Standard + 500mm Hopup

KA-AS1.5-ISS-KA-0.5BR



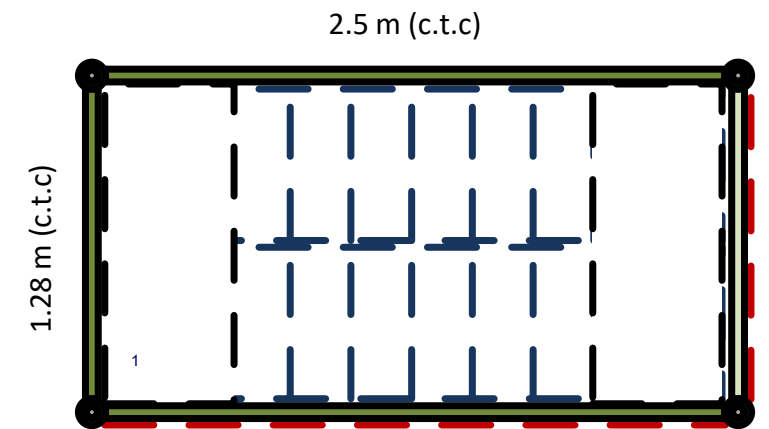

Part No.	Description	Qty
KA-0.5 L	Ledger 0.5m	4
KA-0.7L	Ledger 0.7m	2
KA-1.3L	Ledger 1.3m	2
KA-1.0S	Standard 1.0m	6
KA-2.0IS	Intermediate Standard	1
KA-0.5BR	506mm Bracket	2
KA-1.3x0.3PC	1280*300mm Platform Closed	1

Total items Weight: 45kg

ALUMINIUM KWIKALLY

Side exit with Intermediate Standard + 700mm Hopup

KA-AS1.5-ISS-KA-0.7BR



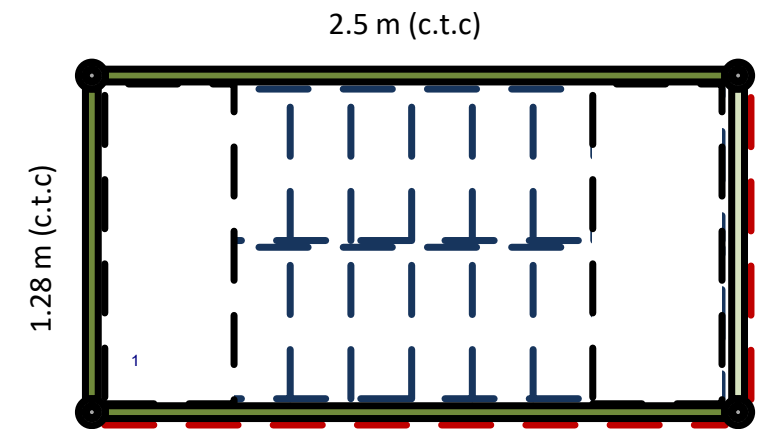
Part No.	Description	Qty
KA-0.7L	Ledger 0.7m	6
KA-1.3L	Ledger 1.3m	2
KA-1.0S	Standard 1.0m	6
KA-2.0IS	Intermediate Standard	1
KA-0.7BR	680mm Bracket	2
KA-1.3x0.6PH	1280*600mm Platform with Hatch	1

Total items Weight: 45kg

ALUMINIUM KWIKALLY

Special Handrail exit with 2.5m Platform

KA-AS1.5-KA-2.5ASTR



Part No.	Description	Qty
KA-1.3L	Ledger 1.3m	5
KA-2.5L	Ledger 2.5m	4
2100TUBE	2100mm Tube	2
DC	90's Coupler	4
KA-1.0S	Standard 1.0m	4
KA-2.5ASTR	Special Handrail	1
KA-2.5x0.6PH	2500*600mm Hatch	1

Total items Weight: 75kg