


Synergy Scaffolding and Access Services is a privately owned Australian company, dedicated to comprehensive service and keeping our customers happy.


## SYNERGY SCAFFOLDING AND ACCESS SERVICES

### ALUMINIUM KWIKALLY KIT

 259 Milperra Rd,  
Revesby NSW 2212

 33 Dunn St,  
Rocklea QLD 4106

 119 Studley Court,  
Derrimut VIC 3030

 17 Oxenham St,  
Dudley Park SA 5008

 3A Muriel St,  
Bayswater WA 6053



**1300 796 305**



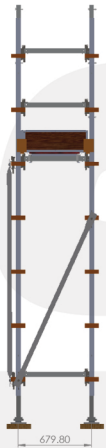
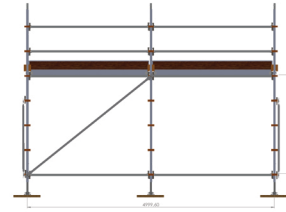
**sales@ssaas.com.au**

[synergyaccessandscaffolding.com.au](http://synergyaccessandscaffolding.com.au)

## ALUMINIUM KWIKALLY

Kwikally 5.0m Long 0.7m Wide 2.0m High using 2.5m Bays

KA-L5.0xW0.7xH2.0



### EXTRA GEAR LIST

KA-L5.0xW0.7xH2.0	CODE	DESCRIPTION	QTY PER LEVEL	LEVELS	TOTAL
TIES NO HOPUP	900TUBE	0.9m Tube	2	1	2
	DC	Doubles (90'z)	4	1	4
	WBR	Wall Bracket	2	1	2
0.3M HOPUP	KA-0.3BR	300 mm Hopup	3	1	3
0.3M HOPUP TIES	KA-2.5SP	2.5m Single Plank	2	1	2
	1200TUBE	1.2m Tube	2	1	2
	DC	Doubles (90'z)	4	1	4
0.5M HOPUP	WBR	Wall Bracket	2	1	2
	KA-0.5BR	506 mm Hopup	3	1	3
	KA-2.5X0.3PH	2500*300 mm Platform	2	1	2
0.5M HOPUP TIES	1500TUBE	1.5m Tube	2	1	2
	DC	Doubles (90'z)	4	1	4
	WBR	Wall Bracket	2	1	2
0.7M HOPUP	KA-0.7BR	680 mm Hopup	3	1	3
	KA-2.5X0.6PH	2500*600 mm Platform	2	1	2
	1800TUBE	1.8m Tube	2	1	2
0.7M HOPUP TIES	DC	Doubles (90'z)	4	1	4
	WBR	Wall Bracket	2	1	2
	LADDER	ALSCF36	3.6m Ladder	1	1
INTERNAL HANDRAIL	DC	Doubles (90'z)	2	1	2
	KA-2.5L	Ledger 2.5m	2	1	2
INTERNAL MIDRAIL	KA-2.5L	Ledger 2.5m	2	1	2
OUTRIGGERS	S3	Stabilizer 3.0m	2	1	2
INTERNAL TOEBOARD	KA-2.5TB	2500 mm Toe Board	2	1	2

### MAIN GEAR LIST

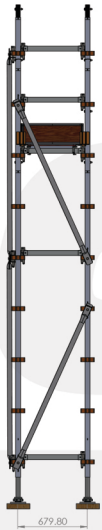
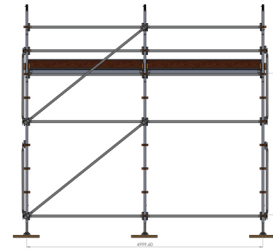
Part No.	Description	Qty
KA-3.2DB	Diagonal Brace 3.2m	1
KA-1.6DB	Diagonal Brace 1.6m	2
KA-TBC	Toe Board Clips	5
KA-0.7L	Ledger 0.7 m	10
KA-2.5L	Ledger 2.5m	12
TSB-5001.1	Timber Sole Boards	6
KA-2.5x0.6PH	2500*600mm Hatch	2
KA-0.7TB	680mm Toe Board	2
KA-2.5TB	2500mm Toe Board	2
KA-0.5S	Standard 0.5m	6
KA-2.0S	Standard 2.0m	1
KA-3.0S	Standard 3.0m	5
SBJ	Solid Base Jack	6

Total items Weight: 233.31kg

## ALUMINIUM KWIKALLY

Kwikally 5.0m Long 0.7m Wide 3.0m High using 2.5m Bays

KA-L5.0xW0.7xH3.0



### EXTRA GEAR LIST

KA-L5.0xW0.7H3.0	CODE	DESCRIPTION	QTY PER LEVEL	LEVELS	TOTAL
TIES NO HOPUP	900TUBE	0.9m Tube	2	1	2
	DC	Doubles (90'z)	4	1	4
	WBR	Wall Bracket	2	1	2
0.3M HOPUP	KA-0.3BR	300 mm Hopup	3	1	3
	KA-2.5SP	2.5m Single Plank	2	1	2
0.3M HOPUP TIES	1200TUBE	1.2m Tube	2	1	2
	DC	Doubles (90'z)	4	1	4
	WBR	Wall Bracket	2	1	2
0.5M HOPUP	KA-0.5BR	506 mm Hopup	3	1	3
	KA-2.5X0.3PH	2500*300 mm Platform	2	1	2
0.5M HOPUP TIES	1500TUBE	1.5m Tube	2	1	2
	DC	Doubles (90'z)	4	1	4
	WBR	Wall Bracket	2	1	2
0.7M HOPUP	KA-0.7BR	680 mm Hopup	3	1	3
	KA-2.5X0.6PH	2500*600 mm Platform	2	1	2
0.7M HOPUP TIES	1800TUBE	1.8m Tube	2	1	2
	DC	Doubles (90'z)	4	1	4
	WBR	Wall Bracket	2	1	2
LADDER	ALSCF48	4.8m Ladder	1	1	1
	DC	Doubles (90'z)	2	1	2
INTERNAL HANDRAIL	KA-2.5L	Ledger 2.5m	2	1	2
INTERNAL MIDRAIL	KA-2.5L	Ledger 2.5m	2	1	2
OUTRIGGERS	S3	Stabilizer 3.0m	2	1	2
INTERNAL TOEBOARD	KA-2.5TB	2500 mm Toe Board	2	1	2

### MAIN GEAR LIST

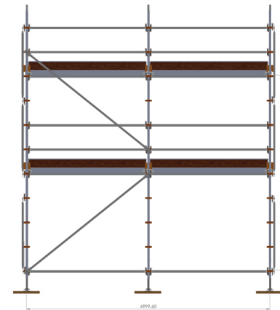
Part No.	Description	Qty
KA-3.2DB	Diagonal Brace 3.2m	2
KA-1.6DB	Diagonal Brace 1.6m	4
KA-TBC	Toe Board Clips	5
KA-0.7L	Ledger 0.7 m	13
KA-2.5L	Ledger 2.5m	16
TSB-5001.1	Timber Sole Boards	6
KA-2.5x0.6PH	2500*600mm Hatch	2
KA-0.7TB	680mm Toe Board	2
KA-2.5TB	2500mm Toe Board	2
KA-0.5S	Standard 0.5m	1
KA-1.5S	Standard 1.5m	5
KA-3.0S	Standard 3.0m	6
SBJ	Solid Base Jack	6

Total items Weight: 275.94kg

## ALUMINIUM KWIKALLY

Kwikally 5.0m Long 0.7m Wide 4.0m High using 2.5m Bays

**KA-L5.0xW0.7xH4.0**



### EXTRA GEAR LIST

KA-L5.0xW0.7H4.0	CODE	DESCRIPTION	QTY PER LEVEL	LEVELS	TOTAL
TIES NO HOPUP	900TUBE	0.9m Tube	2	2	4
	DC	Doubles (90'z)	4	2	8
	WBR	Wall Bracket	2	2	4
0.3M HOPUP	KA-0.3BR	300 mm Hopup	3	2	6
	KA-2.5SP	2.5m Single Plank	2	2	4
0.3M HOPUP TIES	1200TUBE	1.2m Tube	2	2	4
	DC	Doubles (90'z)	4	2	8
	WBR	Wall Bracket	2	2	4
0.5M HOPUP	KA-0.5BR	506 mm Hopup	3	2	6
	KA-2.5X0.3PH	2500*300 mm Platform	2	2	4
0.5M HOPUP TIES	1500TUBE	1.5m Tube	2	2	4
	DC	Doubles (90'z)	4	2	8
	WBR	Wall Bracket	2	2	4
0.7M HOPUP	KA-0.7BR	680 mm Hopup	3	2	6
	KA-2.5X0.6PH	2500*600 mm Platform	2	2	4
0.7M HOPUP TIES	1800TUBE	1.8m Tube	2	2	4
	DC	Doubles (90'z)	4	2	8
	WBR	Wall Bracket	2	2	4
LADDER	ALSCF36	3.6m Ladder	1	2	2
	DC	Doubles (90'z)	2	2	4
INTERNAL HANDRAIL	KA-2.5L	Ledger 2.5m	2	2	4
INTERNAL MIDRAIL	KA-2.5L	Ledger 2.5m	2	2	4
OUTRIGGERS	S3	Stabilizer 3.0m	2	1	2
INTERNAL TOEBOARD	KA-2.5TB	2500 mm Toe Board	2	2	4

### MAIN GEAR LIST

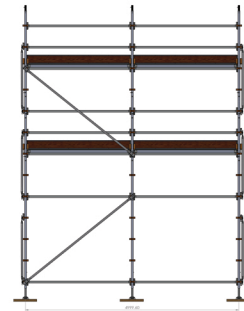
Part No.	Description	Qty
KA-3.2DB	Diagonal Brace 3.2m	2
KA-1.6DB	Diagonal Brace 1.6m	6
KA-TBC	Toe Board Clips	10
KA-0.7L	Ledger 0.7 m	17
KA-2.5L	Ledger 2.5m	20
TSB-500 1.1	Timber Sole Boards	6
KA-2.5x0.6PH	2500*600mm Hatch	4
KA-0.7TB	680mm Toe Board	4
KA-2.5TB	2500mm Toe Board	4
KA-0.5S	Standard 0.5m	5
KA-1.5S	Standard 1.5m	1
KA-2.0S	Standard 2.0m	5
KA-3.0S	Standard 3.0m	6
SBJ	Solid Base Jack	6

**Total items Weight: 359.8kg**

## ALUMINIUM KWIKALLY

Kwikally 5.0m Long 0.7m Wide 5.0m High using 2.5m Bays

KA-L5.0xW0.7xH5.0



### MAIN GEAR LIST

Part No.	Description	Qty
KA-3.2DB	Diagonal Brace 3.2m	2
KA-1.6DB	Diagonal Brace 1.6m	6
KA-TBC	Toe Board Clips	10
KA-0.7L	Ledger 0.7 m	20
KA-2.5L	Ledger 2.5m	24
TSB-5001.1	Timber Sole Boards	6
KA-2.5x0.6PH	2500*600mm Hatch	4
KA-0.7TB	680mm Toe Board	4
KA-2.5TB	2500mm Toe Board	4
KA-0.5S	Standard 0.5m	6
KA-2.0S	Standard 2.0m	1
KA-3.0S	Standard 3.0m	11
SBJ	Solid Base Jack	6

Total items Weight: 396.83kg

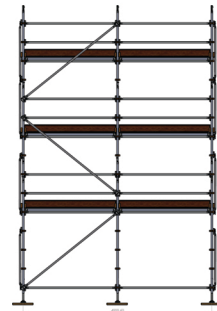
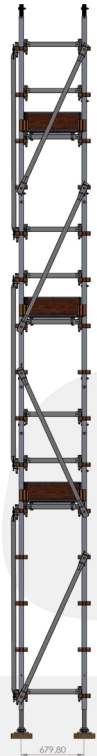
### EXTRA GEAR LIST

KA-L5.0xW0.7H5.0	CODE	DESCRIPTION	QTY PER LEVEL	LEVELS	TOTAL
TIES NO HOPUP	900TUBE	0.9m Tube	2	2	4
	DC	Doubles (90'z)	4	2	8
	WBR	Wall Bracket	2	2	4
0.3M HOPUP	KA-0.3BR	300 mm Hopup	3	2	6
	KA-2.5SP	2.5m Single Plank	2	2	4
0.3M HOPUP TIES	1200TUBE	1.2m Tube	2	2	4
	DC	Doubles (90'z)	4	2	8
	WBR	Wall Bracket	2	2	4
0.5M HOPUP	KA-0.5BR	506 mm Hopup	3	2	6
	KA-2.5X0.3PH	2500*300 mm Platform	2	2	4
0.5M HOPUP TIES	1500TUBE	1.5m Tube	2	2	4
	DC	Doubles (90'z)	4	2	8
	WBR	Wall Bracket	2	2	4
0.7M HOPUP	KA-0.7BR	680 mm Hopup	3	2	6
	KA-2.5X0.6PH	2500*600 mm Platform	2	2	4
0.7M HOPUP TIES	1800TUBE	1.8m Tube	2	2	4
	DC	Doubles (90'z)	4	2	8
	WBR	Wall Bracket	2	2	4
LADDER	ALSCF48	3.6m Ladder	1	1	1
	ALSCF36	4.8m Ladder	1	1	1
	DC	Doubles (90'z)	2	2	4
INTERNAL HANDRAIL	KA-2.5L	Ledger 2.5m	2	2	4
INTERNAL MIDRAIL	KA-2.5L	Ledger 2.5m	2	2	4
OUTRIGGERS	S5	Stabilizer 5.0m	2	1	2
INTERNAL TOEBOARD	KA-2.5TB	2500 mm Toe Board	2	2	4

## ALUMINIUM KWIKALLY

Kwikally 5.0m Long 0.7m Wide 6.0m High using 2.5m Bays

KA-L5.0xW0.7xH6.0



### EXTRA GEAR LIST

KA-L5.0xW0.7H6.0	CODE	DESCRIPTION	QTY PER LEVEL	LEVELS	TOTAL
TIES NO HOPUP	900TUBE	0.9m Tube	2	3	6
	DC	Doubles (90'z)	4	3	12
	WBR	Wall Bracket	2	3	6
0.3M HOPUP	KA-0.3BR	300 mm Hopup	3	3	9
	KA-2.5SP	2.5m Single Plank	2	3	6
0.3M HOPUP TIES	1200TUBE	1.2m Tube	2	3	6
	DC	Doubles (90'z)	4	3	12
	WBR	Wall Bracket	2	3	6
0.5M HOPUP	KA-0.5BR	506 mm Hopup	3	3	9
	KA-2.5X0.3PH	2500*300 mm Platform	2	3	6
0.5M HOPUP TIES	1500TUBE	1.5m Tube	2	3	6
	DC	Doubles (90'z)	4	3	12
	WBR	Wall Bracket	2	3	6
0.7M HOPUP	KA-0.7BR	680 mm Hopup	3	3	9
	KA-2.5X0.6PH	2500*600 mm Platform	2	3	6
0.7M HOPUP TIES	1800TUBE	1.8m Tube	2	3	6
	DC	Doubles (90'z)	4	3	12
	WBR	Wall Bracket	2	3	6
LADDER	ALSCF36	3.6m Ladder	1	3	3
	DC	Doubles (90'z)	2	3	6
INTERNAL HANDRAIL	KA-2.5L	Ledger 2.5m	2	3	6
INTERNAL MIDRAIL	KA-2.5L	Ledger 2.5m	2	3	6
OUTRIGGERS	S5	Stabilizer 5.0m	2	1	2
INTERNAL TOEBOARD	KA-2.5TB	2500 mm Toe Board	2	3	6

### MAIN GEAR LIST

Part No.	Description	Qty
KA-3.2DB	Diagonal Brace 3.2m	3
KA-1.6DB	Diagonal Brace 1.6m	8
KA-TBC	Toe Board Clips	15
KA-0.7L	Ledger 0.7 m	24
KA-2.5L	Ledger 2.5m	28
TSB-5001.1	Timber Sole Boards	6
KA-2.5x0.6PH	2500*600mm Hatch	6
KA-0.7TB	680mm Toe Board	6
KA-2.5TB	2500mm Toe Board	6
KA-0.5S	Standard 0.5m	1
KA-1.5S	Standard 1.5m	5
KA-3.0S	Standard 3.0m	12
SBJ	Solid Base Jack	6

Total items Weight: 491.22kg